

# Ac Accessories

## Tip and Volume Extraction Accessories

BOFA offer a wide range of volume LEV extraction accessories. From extraction arms with diameters of 32mm for intricate soldering up to 75mm arms for heavy duty applications such as transformer production. Down draft trays and table top cowls for specific production demands are also available.

PART NUMBERS		
Number Reference to photo	Part No.	Description
1	A1020044	32mm ESD Stay Put Arm with Funnel
2	A1020046	32mm ESD Stay Put Arm with Nozzle
3	A1020045	50mm ESD Stay Put Arm with Funnel
4	A1020047	50mm ESD Stay Put Arm with Nozzle
5	A1020049	50mm ESD Stay Put Arm with Slot
6	A1020042	75mm ESD Stay Put Arm Unit Mounted
7	A1020043	75mm ESD Stay Put Bench Bracket
8	A1020160	38mm Stainless Steel ESD Stay Put Arm with Nozzle
9	A1020184	38mm Stainless Steel ESD Stay Put Arm with Funnel
10	A1020037	50mm ESD Cowl
11	A1020036	50mm Clear Cowl
12	A1020039	75mm ESD Cowl (Black)
13	A1020038	75mm Clear Cowl
14	A1020040	50mm ESD Down Draft Tray
15	A1020041	75mm ESD Down Draft Tray
16	A1020051	Table Bracket for 32mm and 50mm
17	A1020052	Automatic Flush System Seal for 32mm and 50mm
18	A1020179	50mm ESD Stay Put Arm with Plenum Funnel
19	A1020048	50mm Stay Put Arm with Nozzle - 1m Long (unit mounted)
20	A1020168	Light Arm - White
21	A1020169	Light Arm - Black

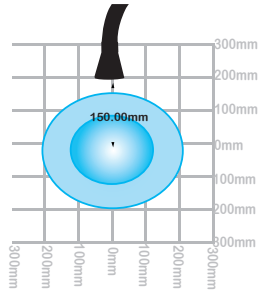


## 50mm Stay Put Arms.

The arms are made of black carbon loaded compressed polystyrene construction.

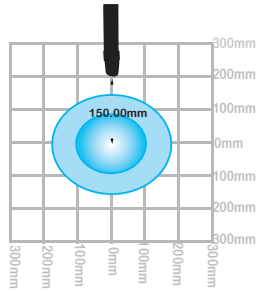
### A1020045

50mm Stay Put Arm with funnel  
790mm in length, funnel  
100mm in diameter.



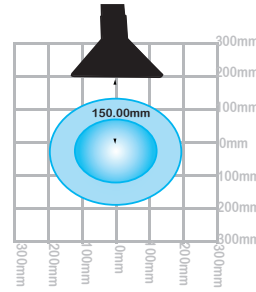
### A1020047

50mm Stay Put Arm with nozzle  
790mm in length, nozzle has a  
90 degree slant and is 40mm in  
diameter.

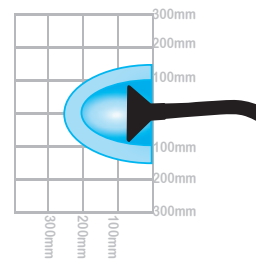
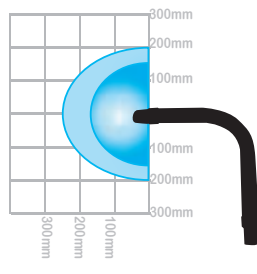
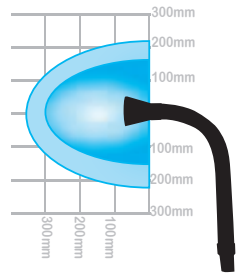


### A1020049

50mm Stay Put Arm with slot  
790mm in length, fish tail  
200mm across and 20mm  
wide.



Diagrams above highlight the capture area of the stay put arms when extracting at a flow rate of 60m<sup>3</sup>/hr (darker shading) and 100m<sup>3</sup>/hr. These measurements were taken with the arm situated above the working area.




Diagrams above highlight the capture area of the stay put arms when extracting at a flow rate of 60m<sup>3</sup>/hr (darker shading) and 100m<sup>3</sup>/hr. These measurements were taken with the arm resting on the work surface.

## 50mm Cowls and Down-Draft Trays.

The 50mm cowls are made of black conductive H.I polystyrene construction. The clear 50mm cowls are made from clear PTG plastic. The 50mm downdraft tray carcass is made of conductive H.I polystyrene. The tray is stainless steel.

### Cowls



### Downdraft Trays



The capture area of the 50mm cowl is taken from in front of the cowls, shown above. The height of the capture area is 100mm. 50mm cowl dimensions: 350 x 200 x 120mm (wxdxh).

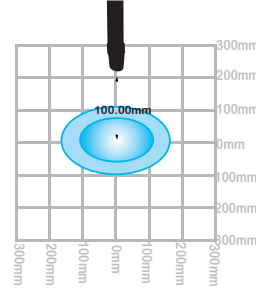
The capture area is equal to the size of the stainless steel tray, which is 290 x 200mm. The tray will also capture fumes up to 100mm above the tray. 50mm downdraft tray dimensions: 360 x 310 x 75mm (wxdxh).

## 32mm and 75mm Stay Put Arms.

The arms are made of black carbon loaded compressed polystyrene construction.

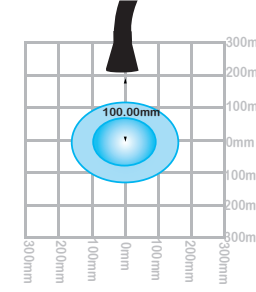
### A1020046

32mm Stay Put Arm with nozzle,  
750mm in length, nozzle has a 90  
degree slant and is 30mm in  
diameter.



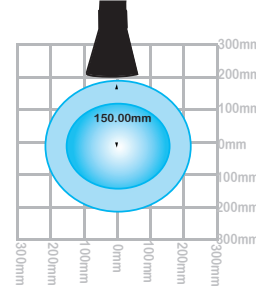
### A1020044

32mm Stay Put Arm with funnel  
750mm in length, funnel is  
75mm in diameter.

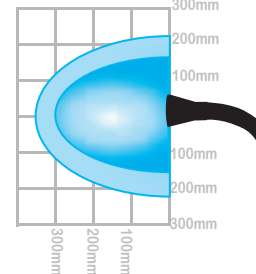
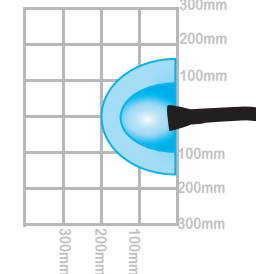
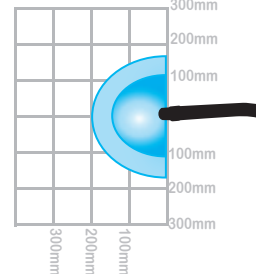


### A1020043

75mm Stay Put Arm with  
funnel 950mm in length,  
funnel 160mm in diameter.



Diagrams above highlight the capture area of the stay put arms when extracting at a flow rate of 30m<sup>3</sup>/hr (darker shading) and 50m<sup>3</sup>/hr for 32mm arms and 120m<sup>3</sup>/hr (darker shading) and 190m<sup>3</sup>/hr for 75mm arms. These measurements were taken with the arm situated above the working area.




Diagrams above highlight the capture area of the stay put arms when extracting at a flow rate of 30m<sup>3</sup>/hr (darker shading) and 50m<sup>3</sup>/hr for 32mm arms and 120m<sup>3</sup>/hr (darker shading) and 190m<sup>3</sup>/hr for 75mm arms. These measurements were taken with the arm resting sideways on the work surface.

## 75mm Cowls and Down-Draft Trays.

The 75mm cowls are made of black conductive H.I polystyrene construction. The clear 75mm cowls are made from clear PTG plastic. The 75mm downdraft tray carcass is made of aluminium. The tray is stainless steel.

### Cowls



### Downdraft Trays



The capture area of the 75mm cowl is taken from in front of the cowls, shown above. The height of the capture area is 160mm. 75mm cowl dimensions: 560 x 180 x 180mm (wxdxh).


The capture area is equal to the size of the stainless steel tray, which is 340 x 255mm. The tray will also capture fumes up to 100mm above the tray. 75mm downdraft tray dimensions: 360 x 430 x 90mm (wxdxh).

## UNIVERSAL IRON KIT COMPONENTS

1. 6mm stainless steel tube 220mm long
2. 6mm stainless steel tube 110mm long
3. 5mm stainless steel tube 200mm long
4. 4 x E clips
5. 1 x clear plug
6. 2.5m of 6.5mm x 4.5mm silicone hose
7. Small brass brush
8. Rubber tube to iron strap

### PART NUMBERS

Model	Part Number
Universal Adjustable Iron kit (non ESD)	A1090025
Universal Adjustable iron kit (ESD)	A1090026



Other hose kits are available. For specific applications please call us for details. Datasheet correct at time of print.

Date: 25/6/13 V:2



**BOFA INTERNATIONAL LTD**

Tel: +44 (0) 1202 699 444 Fax: +44 (0) 1202 699 446 Email: sales@bofa.co.uk Web: www.bofa.co.uk

**BOFA AMERICAS, INC**

Tel: (618) 205 5007 Fax: (866) 707 2632 Email: sales@bofaamericas.com Web: www.bofaamericas.com

